

$$y = \text{amp} \sin \text{freq} x \text{ shift}$$

Name Schlansky
Mr. Schlansky

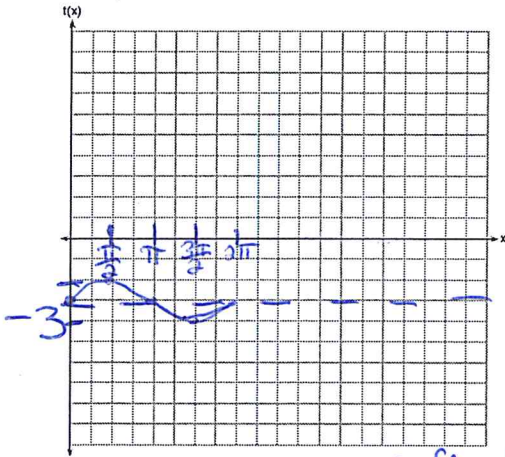
Date _____
Algebra II

Graphing Sinusoidal Curves with Vertical Shifts

Graph one full wave of the following trigonometric functions and state the domain and range.

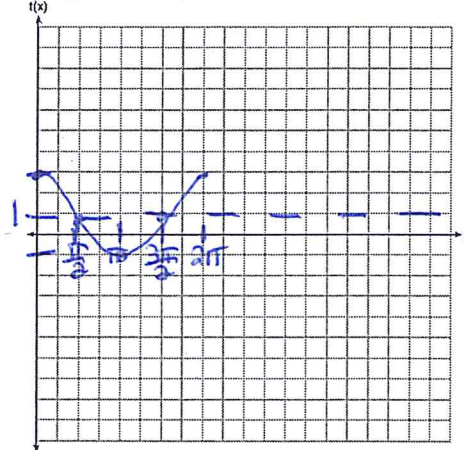
1. $y = \sin x - 3$

amp=1 freq=1
+sin shift=-3



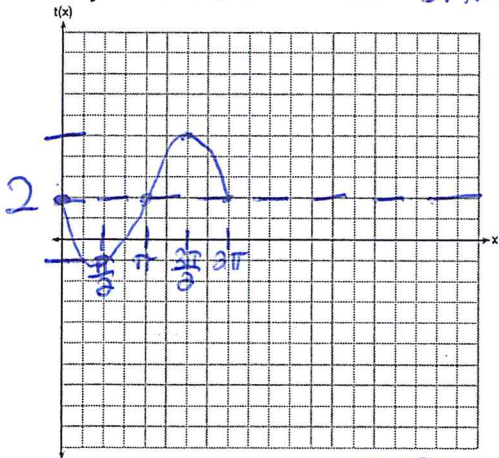
2. $y = 2 \cos x + 1$

amp=2
+cos
freq=1
shift=1



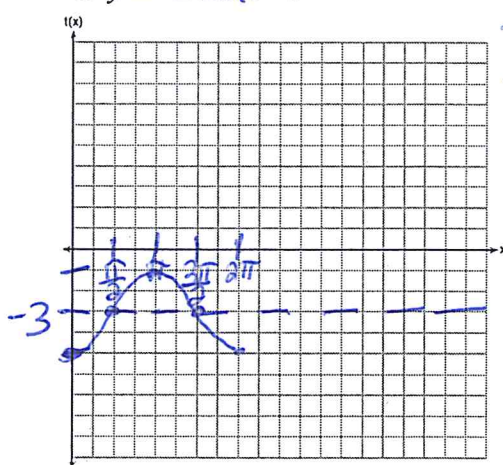
3. $y = -3 \sin x + 2$

amp=3 freq=1
-sin shift=2



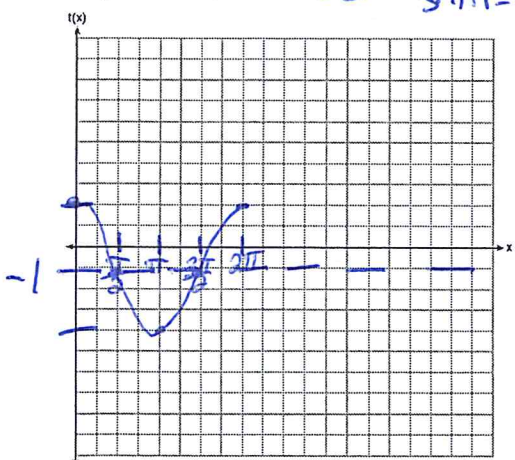
4. $y = -2 \cos x - 3$

amp=2
-cos
freq=1
shift=-3



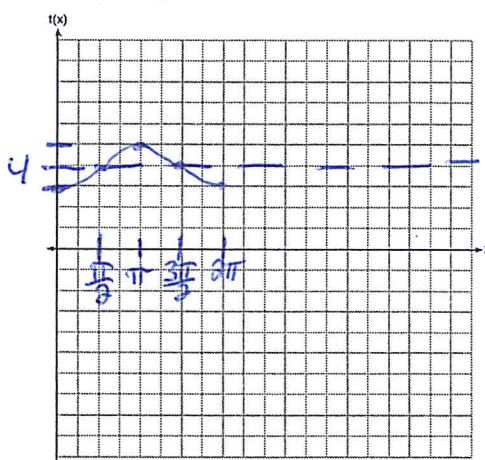
5. $y = 3 \cos x - 1$

amp=3 freq=1
+cos shift=-1



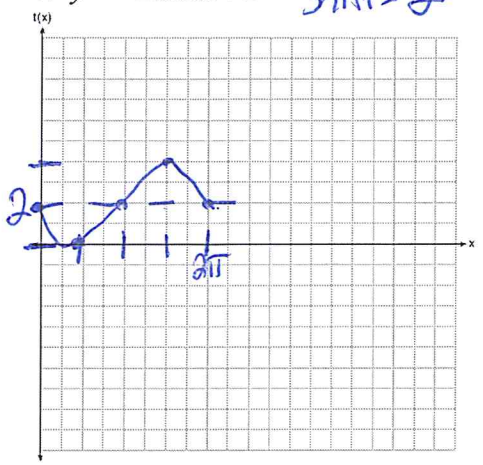
6. $y = -\cos x + 4$

amp=1
-cos
freq=1
shift=4



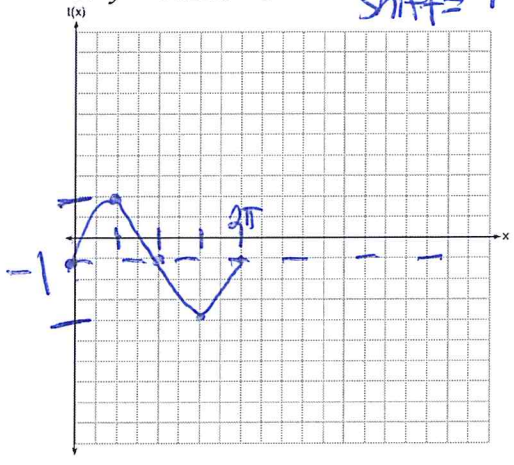
amp=2
-sin
freq=1
shift=2

7. $y = -2 \sin x + 2$



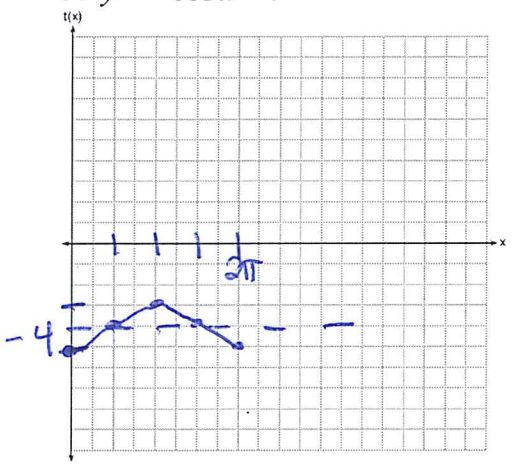
amp=3
+sin
freq=1
shift=-1

8. $y = 3 \sin x - 1$



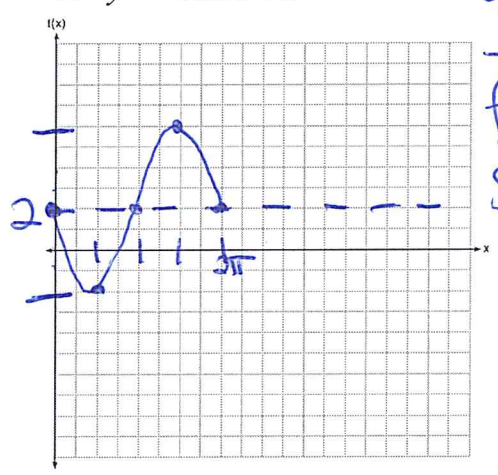
9. $y = -\cos x - 4$

amp=1
-cos
freq=1
shift=-4



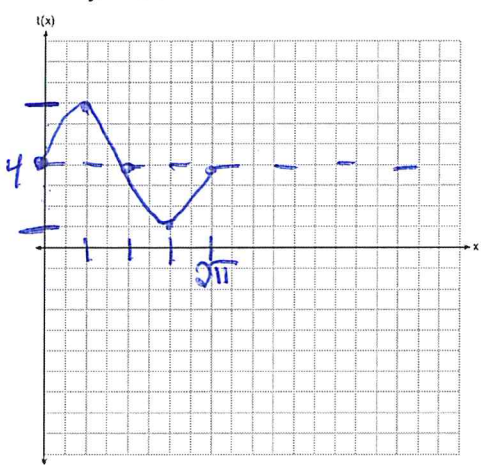
10. $y = -4 \sin x + 2$

amp=4
-sin
freq=1
shift=2



11. $y = 3 \sin x + 4$

amp=3
+sin
freq=1
shift=4



12. $y = 2 \cos x - 5$

amp=2
+cos
freq=1
shift=-5

